














BLOCK 1

Cauliflowers - Planted: 20th July 2021, Spacing 24'' x 20''

DESCRIPTION	NOTES
BODILIS F1 <i>Autumn cauliflower</i> <ul style="list-style-type: none"> ▪ Good vigour and outstanding curd colour and firmness ▪ Very deep, heavy curds with good cover ▪ Strong leaves with high resistance to diseases ▪ For mid to late October, 90-110 days 	
BORIS F1 <i>Summer and early autumn cauliflower</i> <ul style="list-style-type: none"> ▪ Excellent vigour for a range of soil types ▪ Compact base and upright leaves make it easy to pack ▪ Good field-holding ▪ 80-90 days (spring sown); 95-105 days (October sown) 	
SEOUL F1 <i>Summer and autumn cauliflower</i> <ul style="list-style-type: none"> ▪ Healthy variety with very white, dense curds ▪ Best on fertile soils ▪ High yield of compact, heavy florets ▪ Maturity 75-85 days 	
TIRZA F1 <i>Summer and autumn cauliflower</i> <ul style="list-style-type: none"> ▪ Easy to harvest ▪ Good tolerance to curd hairiness in high temperatures ▪ Ideal for small, eight-per-tray heads ▪ Maturity 75 days 	
10-1394 F1 NEW <i>Summer and autumn variety</i> <ul style="list-style-type: none"> ▪ Similar timing to <i>Boris F1</i> (around 85 days) ▪ Good curd density for facepack and processing use ▪ Good tolerance to tipburn 	
HMC33376 F1 NEW <i>Summer and early autumn variety</i> <ul style="list-style-type: none"> ▪ Excellent vigour, with ideal cover ▪ Dense heavy curds ▪ Upright habit and compact base make it easy to pack ▪ Maturity around 85 days 	
UNO BLANCO F1 (HMC33916) EXP <i>Summer and early autumn variety</i> <ul style="list-style-type: none"> ▪ Dense heavy curds for facepack and processing ▪ Long inner cover leaves ▪ Maturity 80-85 days 	








BLOCK 1 (Continued)

Cauliflowers - Planted: 20th July 2021, Spacing 24'' x 20''

DESCRIPTION	NOTES
<p>SKIPPER F1 <i>Summer and early autumn cauliflower</i></p> <ul style="list-style-type: none"> ▪ Vigorous healthy plant ▪ Excellent curd cover ▪ Good white dense curds ▪ Maturity 80-90 days 	
<p>HMC33926 F1 EXP <i>Summer and early autumn cauliflower</i></p> <ul style="list-style-type: none"> ▪ Good level of clasping cover retaining curd colour ▪ Very upright and vigorous foliage ▪ Easy to cut and bag ▪ Maturity 75-90 day 	
<p>CHASSIRON F1 <i>Spring, summer and early autumn cauliflower</i></p> <ul style="list-style-type: none"> ▪ Medium-tall vigorous, semi-erect; easy to cut and bag ▪ Fully flexible from June to October for fresh market ▪ Good cover and white, heavy, well-rounded curds ▪ Very clean, tidy plants, maturity 85-95 day 	
<p>CF-H 2882 F1 EXP <i>Autumn cauliflower</i></p> <ul style="list-style-type: none"> ▪ Vigorous foliage ▪ Good quality dense white curds ▪ Excellent level of cover ▪ Matures just ahead of <i>Merinos F1</i>, 90-100 days 	
<p>MERINOS F1 (CLX33713) NEW <i>Autumn cauliflower</i></p> <ul style="list-style-type: none"> ▪ Very good plant habit ▪ Vigorous and clean foliage ▪ Dense white curds ▪ 95 -120 days, maturing before <i>Naruto F1</i> 	
<p>NARUTO F1 <i>Autumn cauliflower</i></p> <ul style="list-style-type: none"> ▪ For late October to November ▪ Very clean upright foliage, easy to harvest and bag ▪ High quality, and dense, well-tucked curds ▪ Maturity 115-125 days 	




BLOCK 1 (Continued)

Cauliflowers - Planted: 20th July 2021, Spacing 24'' x 20''

DESCRIPTION	NOTES
NAVALO F1 <i>Autumn cauliflower</i> <ul style="list-style-type: none"> Erect habit Cold tolerant cover, but with clear curd visibility Produces high quality facepack curds Maturity 125-132 day 	
DIWAN F1 <i>Early winter cauliflower</i> <ul style="list-style-type: none"> Strong and vigorous for end of November to December Impressive upright and clean plant structure Solid dense curds, with good cover and cold tolerance Between <i>Navalo F1</i> and <i>Triumphant F1</i> around 140 days 	
MALACHITE F1 (HMC33838) <i>NEW</i> <i>Green cauliflower</i> <ul style="list-style-type: none"> Very uniform maturity Long field standing Semi-erect plants, smooth light green bract-free heads September to October harvest, 70-day maturity 	
BENVENUTO F1 (HMC33910) <i>EXP</i> <i>Summer Romanesco</i> <ul style="list-style-type: none"> Nicely turreted shape Attractive mid-green colour Maturity 80-90 days 	
AMORESCO 125 F1 (HMC33919) <i>NEW</i> <i>Orange Romanesco</i> <ul style="list-style-type: none"> Vigorous and healthy foliage Bright orange turreted curds Strong against mildew Maturity 125 days 	
TULLIO F1 <i>Romanesco cauliflower</i> <ul style="list-style-type: none"> Very uniform at harvest Healthy foliage and strong against mildew Nice symmetrical turreted shape 105-115 days 	
CORNELIO F1 <i>Romanesco cauliflower</i> <ul style="list-style-type: none"> Compact and easy to harvest Healthy foliage and strong against mildew Light to mid-green colour, narrow turreted curd 90-100 	








BLOCK 1 (Continued)

Broccoli - Planted: 20th July 2021, Spacing 24'' x 20''

DESCRIPTION	NOTES
<p>HYB7752 F1 <i>EXP</i></p> <ul style="list-style-type: none"> ▪ Firm well-domed heads ▪ Uniform tight beads ▪ Excellent uniformity ▪ Strong against internal mildew 	
<p>HMC35192 F1 (HYB7138) <i>NEW</i></p> <ul style="list-style-type: none"> ▪ Early <i>Ironman</i> type ▪ Firm, well-domed heads ▪ Uniform tight beads with excellent uniformity ▪ Good tolerance to internal mildew 	
<p>BABILON F1 (CLX3572)</p> <ul style="list-style-type: none"> ▪ Autumn type suitable for harvest September onwards ▪ High wet- rot tolerance ▪ Good tolerance to downy mildew ▪ Firm domed heads 	







BLOCK 2

Cauliflowers - Planted: 13th July 2021, Spacing 24'' x 20''

DESCRIPTION	NOTES
BODILIS F1 <i>Autumn cauliflower</i> <ul style="list-style-type: none"> ▪ Good vigour and outstanding curd colour and firmness ▪ Very deep, heavy curds with good cover ▪ Strong leaves with high resistance to diseases ▪ For mid to late October, 90-110 days 	
BORIS F1 <i>Summer and early autumn cauliflower</i> <ul style="list-style-type: none"> ▪ Excellent vigour for a range of soil types ▪ Compact base and upright leaves make it easy to pack ▪ Good field-holding ▪ 80-90 days (spring sown); 95-105 days (October sown) 	
SEOUL F1 <i>Summer and autumn cauliflower</i> <ul style="list-style-type: none"> ▪ Healthy variety with very white, dense curds ▪ Best on fertile soils ▪ High yield of compact, heavy florets ▪ Maturity 75-85 days 	
TIRZA F1 <i>Summer and autumn cauliflower</i> <ul style="list-style-type: none"> ▪ Easy to harvest ▪ Good tolerance to curd hairiness in high temperatures ▪ Ideal for small, eight-per-tray heads ▪ Maturity 75 days 	
10-1394 F1 NEW <i>Summer and autumn variety</i> <ul style="list-style-type: none"> ▪ Similar timing to <i>Boris F1</i> (around 85 days) ▪ Good curd density for facepack and processing use ▪ Good tolerance to tipburn 	
HMC33376 F1 NEW <i>Summer and early autumn variety</i> <ul style="list-style-type: none"> ▪ Excellent vigour, with ideal cover ▪ Dense, heavy curds ▪ Upright habit and compact base make it easy to pack ▪ Maturity around 85 days 	
UNO BLANCO F1 (HMC33916) EXP <i>Summer and early autumn variety</i> <ul style="list-style-type: none"> ▪ Dense heavy curds for facepack and processing ▪ Long inner cover leaves ▪ Maturity 80-85 Days 	








BLOCK 2 (Continued)

Cauliflowers - Planted: 13th July 2021, Spacing 24'' x 20''

DESCRIPTION	NOTES
SKIPPER F1 <i>Summer and early autumn cauliflower</i> <ul style="list-style-type: none"> ▪ Vigorous healthy plant ▪ Excellent curd cover ▪ Good white dense curds ▪ Maturity 80-90 days 	
HMC33926 F1 EXP <i>Summer and early autumn cauliflower</i> <ul style="list-style-type: none"> ▪ Good level of clasping cover, retaining curd colour ▪ Very upright and vigorous foliage ▪ Easy to cut and bag ▪ Maturity 75-90 days 	
CHASSIRON F1 <i>Spring, summer and early autumn cauliflower</i> <ul style="list-style-type: none"> ▪ Medium-tall vigorous, semi-erect; easy to cut and bag ▪ Fully flexible from June to October for fresh market ▪ Good cover and white, heavy, well-rounded curds ▪ Very clean, tidy plants, maturity 85-95 days 	
CF-H 2882 F1 EXP <i>Autumn cauliflower</i> <ul style="list-style-type: none"> ▪ Vigorous foliage ▪ Good quality dense white curds ▪ Excellent level of cover ▪ Matures just ahead of <i>Merinos F1</i>, 95-100 days 	
MERINOS F1 NEW <i>Autumn cauliflower</i> <ul style="list-style-type: none"> ▪ Very good plant habit ▪ Vigorous and clean foliage ▪ Dense white curds ▪ 90 -120 days, maturing before <i>Naruto F1</i> 	
NARUTO F1 <i>Autumn cauliflower</i> <ul style="list-style-type: none"> ▪ For late October to November ▪ Very clean upright foliage, easy to harvest and bag ▪ High quality, and dense, well-tucked curds ▪ Maturity 115-125 days 	




BLOCK 2 (Continued)

Cauliflowers - Planted: 13th July 2021, Spacing 24'' x 20''

DESCRIPTION	NOTES
NAVALO F1 <i>Autumn cauliflower</i> <ul style="list-style-type: none"> Erect habit Cold-tolerant cover, but with clear curd visibility Produces high quality facepack curds Maturity 125-132 days 	
DIWAN F1 <i>Early winter cauliflower</i> <ul style="list-style-type: none"> Strong and vigorous for end of November to December Impressive upright and clean plant structure Solid dense curds, with good cover and cold tolerance Between <i>Navalo F1</i> and <i>Triumphant F1</i> around 140 days 	
MALACHITE F1 (HMC33838) <i>NEW</i> <i>Green cauliflower</i> <ul style="list-style-type: none"> Very uniform maturity Long field-standing Semi-erect plants, smooth light green, bract-free heads September to October harvest, 70 days 	
BENVENUTO F1 (HMC33910) <i>EXP</i> <i>Summer Romanesco</i> <ul style="list-style-type: none"> Nicely turreted shape Attractive mid-green colour Maturity 80-90 days 	
AMORESCO 125 F1 (HMC33919) <i>NEW</i> <i>Orange Romanesco</i> <ul style="list-style-type: none"> Vigorous and healthy foliage Bright orange turreted curds Strong against mildew Maturity 125 days 	
TULLIO F1 <i>Romanesco cauliflower</i> <ul style="list-style-type: none"> Very uniform at harvest Healthy foliage and strong against mildew Nice symmetrical turreted shape 105-115 days 	
CORNELIO F1 <i>Romanesco cauliflower</i> <ul style="list-style-type: none"> Compact and easy to harvest Healthy foliage and strong against mildew Light to mid-green colour, narrow turreted curd 90-100 days 	








BLOCK 2 (Continued)

Broccoli - Planted: 27th July 2021, Spacing 24'' x 20''

DESCRIPTION	NOTES
<p>HYB7752 F1 <i>EXP</i></p> <ul style="list-style-type: none"> ▪ Firm well-domed heads ▪ Uniform tight beads ▪ Excellent uniformity ▪ Strong against internal mildew 	
<p>HMC35192 F1 (HYB7138) <i>NEW</i></p> <ul style="list-style-type: none"> ▪ Early <i>Ironman</i> type ▪ Firm well-domed heads with uniform, tight beads ▪ Excellent uniformity ▪ Good tolerance to internal mildew 	
<p>BABILON F1 (CLX 3572)</p> <ul style="list-style-type: none"> ▪ Autumn type suitable for harvest September onwards ▪ High wet-rot tolerance ▪ Good tolerance to downy mildew ▪ Firm domed heads 	







BLOCK 3

Cauliflowers - Planted: 6th July 2021, Spacing 24'' x 20''

DESCRIPTION	NOTES
BODILIS F1 <i>Autumn cauliflower</i> <ul style="list-style-type: none"> ▪ Good vigour and outstanding curd colour and firmness ▪ Very deep, heavy curds with good cover ▪ Strong leaves with high resistance to diseases ▪ For mid to late October, 90-110 days 	
BORIS F1 <i>Summer and early autumn cauliflower</i> <ul style="list-style-type: none"> ▪ Excellent vigour for a range of soil types ▪ Compact base and upright leaves make it easy to pack ▪ Good field-holding ▪ 80-90 days (spring sown); 95-105 days (October sown) 	
SEOUL F1 <i>Summer and autumn cauliflower</i> <ul style="list-style-type: none"> ▪ Healthy variety with very white, dense curds ▪ Best on fertile soils ▪ High yield of compact, heavy florets ▪ Maturity 75-85 days 	
TIRZA F1 <i>Summer and autumn cauliflower</i> <ul style="list-style-type: none"> ▪ Easy to harvest ▪ Good tolerance to curd hairiness in high temperatures ▪ Ideal for small, eight-per-tray heads ▪ Maturity 75 days 	
10-1394 F1 NEW <i>Summer and autumn variety</i> <ul style="list-style-type: none"> ▪ Similar timing to <i>Boris F1</i>, around 85 days ▪ Good curd density for facepack and processing use ▪ Good tolerance to tipburn 	
HMC33376 F1 NEW <i>Summer and early autumn variety</i> <ul style="list-style-type: none"> ▪ Excellent vigour, with ideal cover ▪ Dense heavy curds ▪ Upright habit and compact base make it easy to pack ▪ Maturity around 85 days 	
UNO BLANCO F1 (HMC33916) EXP <i>Summer and early autumn variety</i> <ul style="list-style-type: none"> ▪ Dense, heavy curds for facepack and processing ▪ Long inner cover leaves ▪ Maturity 80-85 days 	








BLOCK 3 (Continued)

Cauliflowers - Planted: 6th July 2021, Spacing 24'' x 20''

DESCRIPTION	NOTES
<p>SKIPPER F1 <i>Summer and early autumn cauliflower</i></p> <ul style="list-style-type: none"> ▪ Vigorous healthy plant ▪ Excellent curd cover ▪ Good white dense curds ▪ Maturity 80-90 days 	
<p>HMC33926 F1 EXP <i>Summer and early autumn cauliflower</i></p> <ul style="list-style-type: none"> ▪ Good level of clasping cover, retaining curd colour ▪ Very upright and vigorous foliage ▪ Easy to cut and bag ▪ Maturity 75-90 days 	
<p>CHASSIRON F1 <i>Spring, summer and early autumn cauliflower</i></p> <ul style="list-style-type: none"> ▪ Medium-tall vigorous, semi-erect; easy to cut and bag ▪ Fully flexible from June to October for fresh market ▪ Good cover and white, heavy, well-rounded curds ▪ Very clean, tidy plants, maturity 85-95 days 	
<p>CF-H 2882 F1 EXP <i>Autumn cauliflower</i></p> <ul style="list-style-type: none"> ▪ Vigorous foliage ▪ Good quality dense white curds ▪ Excellent level of cover ▪ Matures just ahead of <i>Merinos F1</i>, 95-100 days 	
<p>MERINOS F1 (CLX33713) NEW <i>Autumn cauliflower</i></p> <ul style="list-style-type: none"> ▪ Very good plant habit ▪ Vigorous and clean foliage ▪ Dense white curds ▪ 90-120 days, maturing before <i>Naruto F1</i> 	
<p>NARUTO F1 <i>Autumn cauliflower</i></p> <ul style="list-style-type: none"> ▪ For late October to November ▪ Very clean upright foliage, easy to harvest and bag ▪ High quality, and dense, well-tucked curds ▪ Maturity 115-125 days 	




BLOCK 3 (Continued)

Cauliflowers and Cavalo Nero - Planted: 6th July 2021, Spacing 24'' x 20''

DESCRIPTION	NOTES
<p>NAVALO F1 <i>Autumn cauliflower</i></p> <ul style="list-style-type: none"> Erect habit Cold tolerant cover, but with clear curd visibility Produces high quality facepack curds Maturity 125-132 days 	
<p>DIWAN F1 <i>Early winter cauliflower</i></p> <ul style="list-style-type: none"> Strong and vigorous for end of November to December Impressive upright and clean plant structure Solid dense curds, with good cover and cold tolerance Between <i>Navalo F1</i> and <i>Triumphant F1</i> around 140 days 	
<p>TRIUMPHANT F1 <i>Winter cauliflower</i></p> <ul style="list-style-type: none"> Robust semi-erect foliage Good level of frost tolerance Excellent cover with dense, heavy curds Maturity 150-180 days 	
<p>AMORESCO 125 F1 (HMC 33919) NEW <i>Orange Romanesco</i></p> <ul style="list-style-type: none"> Vigorous and healthy foliage Bright orange turreted curds Strong against mildew Maturity 125 days 	
<p>TULLIO F1 <i>Romanesco cauliflower</i></p> <ul style="list-style-type: none"> Very uniform at harvest Healthy foliage and strong against mildew Nice symmetrical turreted shape 105-115 days 	
<p>CORNELIO F1 <i>Romanesco cauliflower</i></p> <ul style="list-style-type: none"> Compact and easy to harvest Healthy foliage and strong against mildew Light to mid-green colour, narrow turreted curd 90-100 days 	
<p>YUOK F1 <i>Hybrid Cavolo Nero black cabbage</i></p> <ul style="list-style-type: none"> Compact plants with shorte, well-blistered leaves Very uniform dark green leaves Summer, autumn and early winter production Maturity approximately 70 days 	

BLOCK 3 (Continued)

Cabbage Greens - Planted: 3rd August 2021, Spacing 24'' x 20''

DESCRIPTION	NOTES
<p>SUMMERJEWEL F1 <i>Summer and autumn greens</i></p> <ul style="list-style-type: none"> ▪ Hybrid with very compact 250g heads for easy bagging ▪ Remains leafy and is slow to heart ▪ Smooth, dark green leaves and neat, non-stalky base ▪ Exceptional uniformity gives high marketable yield 	
<p>WINTERJEWEL F1 <i>Overwinter greens</i></p> <ul style="list-style-type: none"> ▪ Compact hybrid, slow to heart ▪ Exceptional uniformity with good basal quality ▪ Smooth, evenly sized, dark green leaves of high quality ▪ Ideal for successive sowings throughout the year 	
<p>WINTERGREEN <i>Winter greens selection</i></p> <ul style="list-style-type: none"> ▪ High quality OP selection ideal for January to March ▪ Excellent tolerance to cold and tipburn ▪ Vigorous and reliable ▪ Good bolting tolerance 	

BLOCK 4

Pointed Cabbage – Planted: 13th July 2021, Spacing 24” rows








DESCRIPTION	NOTES
MONARCHY F1 (13th July) <i>Pointed cabbage</i> <ul style="list-style-type: none"> 500g hearts for UK season into late autumn harvest About two weeks slower to heart than <i>Regency F1</i> Improved resistance to <i>Xanthomonas</i> Good field-holding 	<i>Hazera</i>
DUTCHMAN F1 (13th July) <i>Pointed cabbage</i> <ul style="list-style-type: none"> Slightly taller and later than <i>Regency F1</i> Improved uniformity gives a high marketable yield Narrower base makes it ideal for baby pointed cabbage Very mild, sweet flavour 	<i>Hazera</i>
REGENCY F1 (13th July) <i>Pointed cabbage</i> <ul style="list-style-type: none"> Very uniform, compact 400-500g hearts Excellent colour, flavour and shelf-life Healthy base and good field-holding Suitable for use as greens when young 	<i>Hazera</i>

Pointed cabbage – Planted: 20th July 2021, Spacing 24” rows

DESCRIPTION	NOTES
REGENCY F1 (20th July) <i>Pointed cabbage</i> <ul style="list-style-type: none"> Very uniform, compact 400-500g hearts Excellent colour, flavour and shelf-life Healthy base and good field-holding Suitable for use as greens when young 	<i>Hazera</i>
15-1110 F1 (20th July) <i>Pointed cabbage</i> <ul style="list-style-type: none"> New mid to late season pointed cabbage Very uniform giving high marketable yield Excellent colour and flavour 	<i>Hazera</i>
DUTCHMAN F1 (20th July) <i>Pointed cabbage</i> <ul style="list-style-type: none"> Slightly taller and later than <i>Regency F1</i> Improved uniformity gives a high marketable yield Narrower base makes it ideal for baby pointed cabbage Very mild, sweet flavour 	<i>Hazera</i>


BLOCK 4 (Continued)

Pointed Cabbage and Broccoli - Planted: 20th July 2021, Spacing 24'' rows






DESCRIPTION	NOTES
MONARCHY F1 (20th July) <i>Pointed cabbage</i> <ul style="list-style-type: none"> 500g hearts for UK season into late autumn harvest About two weeks slower to heart than <i>Regency F1</i> Improved resistance to <i>Xanthomonas</i> Good field-holding 	
15-1023 F1 (20th July) <i>Pointed cabbage</i> <ul style="list-style-type: none"> Small <i>Regency F1</i> type with very good uniformity Around one week later to mature than <i>Regency F1</i> Excellent pointed shape and colour Good resistance to disease 	
IRONMAN F1 <i>Control variety</i>	CONTROL
HMC35192 F1 (HYB7138) NEW <ul style="list-style-type: none"> Early <i>Ironman</i> type Firm, well-domed heads Uniform tight beads and excellent uniformity Good tolerance to internal mildew 	
HYB7752 F1 EXP <ul style="list-style-type: none"> Firm well-domed heads Uniform tight beads Excellent uniformity Good tolerance to internal mildew 	
HYB7911 F1 EXP <ul style="list-style-type: none"> Early <i>Ironman</i> type Well-domed firm heads Very uniform Good tolerance to internal mildew 	
BABILON F1 (CLX3572) <ul style="list-style-type: none"> Autumn type suitable for harvest September onwards High tolerance to wet-rot Good tolerance to downy mildew Firm, domed heads 	
HIRZIA F1 (20th July) <i>Green sprouting broccoli (similar to Stemia F1)</i> <ul style="list-style-type: none"> Long-branched flat heads for tips or short spears Reduces labour costs Side shoots can be used as traditional sprouting broccoli Excellent taste and retains colour after cooking 	

BLOCK 4 (Continued)

Pointed Cabbage and Broccoli - Planted: 20th July 2021, Spacing 24'' rows


DESCRIPTION	NOTES
PURPLE RAIN F1 (20th July) <i>Purple sprouting broccoli</i> <ul style="list-style-type: none"> ▪ <i>Purple Cape</i> type ▪ Long-branched, flat heads for tips or short spears ▪ Reduced harvest costs ▪ Primary heads can be used as florets for processing 	

Broccoli - Planted: 27th July 2021, Spacing 24'' rows







DESCRIPTION	NOTES
IRONMAN F1 <i>Control variety</i>	CONTROL
HMC35192 F1 (HYB7138) NEW <ul style="list-style-type: none"> ▪ Early <i>Ironman</i> type ▪ Firm well-domed heads ▪ Uniform tight beads and excellent uniformity ▪ Good tolerance to internal mildew 	
HYB7752 F1 EXP <ul style="list-style-type: none"> ▪ Firm well-domed heads ▪ Uniform tight beads ▪ Excellent uniformity ▪ Good tolerance to internal mildew 	
HYB7911 F1 <ul style="list-style-type: none"> ▪ Early <i>Ironman</i> type ▪ Well-domed firm heads ▪ Very uniform ▪ Good tolerance to internal mildew 	
BABILON F1 (CLX3572) <ul style="list-style-type: none"> ▪ Autumn type suitable for harvest September onwards ▪ High tolerance to wet-rot ▪ Good tolerance to downy mildew ▪ Firm, domed heads 	
HIRZIA F1 (27th July) <i>Green sprouting broccoli (similar to Stemia F1)</i> <ul style="list-style-type: none"> ▪ Long-branched flat heads for tips or short spears ▪ Reduces labour costs ▪ Side shoots can be used as traditional sprouting broccoli ▪ Excellent taste and retains colour after cooking 	

BLOCK 4 (Continued)

Broccoli - Planted: 27th July 2021, Spacing 24'' rows

DESCRIPTION	NOTES
<p>PURPLE RAIN F1 (27th July) <i>Purple sprouting broccoli</i></p> <ul style="list-style-type: none"> ▪ Purple Cape type ▪ Long-branched, flat heads for tips or short spears ▪ Reduced harvest costs ▪ Primary heads can be used as florets for processing 	

Pointed Cabbage - Planted: 27th July 2021, Spacing 24'' rows

DESCRIPTION	NOTES
<p>15-1110 F1 (27th July) <i>Pointed cabbage</i></p> <ul style="list-style-type: none"> ▪ New mid to late season pointed cabbage ▪ Very uniform giving high marketable yield ▪ Excellent colour and flavour 	
<p>15-1075 F1 (27th July) <i>Pointed cabbage</i></p> <ul style="list-style-type: none"> ▪ New mid to late season pointed cabbage ▪ Very uniform, giving high marketable yield ▪ Improved resistance to <i>Xanthomonas</i> ▪ Excellent colour and flavour 	
<p>REGENCY F1 (27th July) <i>Pointed cabbage</i></p> <ul style="list-style-type: none"> ▪ Very uniform, compact 400-500 g hearts ▪ Excellent colour, flavour and shelf-life ▪ Healthy base and good field-holding ▪ Suitable for use as greens when young 	
<p>DUTCHMAN F1 (27th July) <i>Pointed cabbage</i></p> <ul style="list-style-type: none"> ▪ Slightly taller and later than <i>Regency F1</i> ▪ Improved uniformity gives a high marketable yield ▪ Narrow base makes it ideal for baby pointed cabbage ▪ Very mild, sweet flavour 	
<p>MONARCHY F1 (27th July) <i>Pointed cabbage</i></p> <ul style="list-style-type: none"> ▪ 500 g hearts for UK season into late autumn harvest ▪ About two weeks slower to heart than <i>Regency F1</i> ▪ Improved resistance to <i>Xanthomonas</i> ▪ Good field-holding 	
<p>15-1023 F1 (27th July) <i>Pointed cabbage</i></p> <ul style="list-style-type: none"> ▪ Small <i>Regency F1</i> type with very good uniformity ▪ Around one week later to mature than <i>Regency F1</i> ▪ Excellent pointed shape and colour ▪ Good resistance to disease 	

BLOCK 5

White and Red Cabbage - Planted: 4th May 2021, Spacing 24" rows








DESCRIPTION	NOTES
<p>CAMPBELL F1 (17-1494) <i>Large heading white cabbage</i></p> <ul style="list-style-type: none"> ▪ Lucas F1 type for long term storage, 140-day maturity ▪ Ideal internal structure for coleslaw production ▪ Good resistance to thrips (oedema) ▪ Good resistance to <i>Phytophthora</i> storage rot 	<i>Hazera</i>
<p>LUCAS F1 <i>Late white processing cabbage</i></p> <ul style="list-style-type: none"> ▪ Large heading variety for processing ▪ Excellent internal structure for coleslaw ▪ Good resistance to thrips (oedema) ▪ 135-day production with long-term storage potential 	<i>Hazera</i>
<p>ROZERA F1 <i>Late season red cabbage</i></p> <ul style="list-style-type: none"> ▪ Large heading variety ▪ Improved medium-term storage ▪ Good internal structure and colour ▪ 140-day production 	<i>Hazera</i>

White and Red cabbage - Planted: 18th May 2021, Spacing 24" rows

DESCRIPTION	NOTES
<p>ROVITE F1 (19th May) <i>Mid-season large red cabbage</i></p> <ul style="list-style-type: none"> ▪ Versatile for high-density 1kg, or low-density 3-4 kg heads ▪ Good field-holding and resistance to tipburn ▪ Vigorous habit and dense early heads ▪ 120-day production cycle 	<i>Hazera</i>
<p>ATTRACTION F1 <i>Mid-early white cabbage</i></p> <ul style="list-style-type: none"> ▪ Uniform heads for 1kg or 3-4 kg coleslaw production ▪ Excellent internal structure and taste ▪ Very vigorous with low susceptibility to early frost ▪ 115-day production cycle 	<i>Hazera</i>
<p>RAMENOS F1 <i>Small to medium white cabbage</i></p> <ul style="list-style-type: none"> ▪ Combines early maturity with very long-term storage ▪ Good plant vigour for use on less fertile soils ▪ Excellent resistance to thrips (oedema) ▪ 135-day production cycle 	<i>Hazera</i>







BLOCK 5 (Continued)

White and Red Cabbage - Planted: 18th May 2021, Spacing 24'' x 13''

DESCRIPTION	NOTES
<p>17-1733 F1 <i>Small heading white cabbage</i></p> <ul style="list-style-type: none"> Combines early maturity with very long-term storage Good plant vigour for use on less fertile soils Excellent resistance to thrips (<i>oedema</i>) 135-day production cycle 	
<p>GILSON F1 <i>Small heading white cabbage</i></p> <ul style="list-style-type: none"> Good vigour for use on a wide range of soil types Good internal colour and field-holding Outer leaves are easily removed after storage Late September to mid-October harvest, 135 days 	
<p>BISON F1 <i>Late white cabbage</i></p> <ul style="list-style-type: none"> For small 1kg head pre-pack market Slow growing, best when planted by early May Very long-term storage potential Early October maturity, 143 days 	
<p>GUARD F1 <i>Small white compact storage</i></p> <ul style="list-style-type: none"> Compact frame and head size for high density cropping Good tolerance to mildew; long storage potential Heads are 1.2-1.6 kg and can be much heavier Harvest October to November; 138-143 days 	
<p>REDCAP F1 <i>Red cabbage</i></p> <ul style="list-style-type: none"> Very early variety for the fresh market Short stalk and core; compact 1.0-1.5 kg round heads Healthy foliage and good field-holding 90-110 days; July production possible 	
<p>ROMANOV F1 <i>Early red cabbage</i></p> <ul style="list-style-type: none"> Suitable density and shape for baby red production Strong internal colour with short core Good field-holding and tolerance to tipburn Mid-July to early autumn, 80-90 days 	
<p>REDGUARD F1 <i>Red cabbage</i></p> <ul style="list-style-type: none"> Medium heads 1.2-1.8 kg, depending on spacing Very round heads, deep red colour Long storage potential Relatively late variety; 130-140 days 	






BLOCK 5 (Continued)

Savoy Cabbage - Planted: 1st June 2021, Spacing 24'' x 15''

DESCRIPTION	NOTES
TOURMALINE F1 <i>Late savoy cabbage</i> <ul style="list-style-type: none"> Uniform, compact dark green heads Good tolerance to cold and bolting Medium to high level of <i>Xanthomonas</i> resistance Harvest early December to late March, 150-180 days 	
LANGRICK F1 <i>Late savoy cabbage</i> <ul style="list-style-type: none"> Marginally later than <i>Wyberton F1</i>, maturing in early December to end of February harvest, 160-170 days Compact dark green, deeply savoyed heads Very good tolerance to leaf damage from frost or cold Medium resistance to <i>Xanthomonas</i> 	
WYBERTON F1 <i>Mid to late savoy cabbage</i> <ul style="list-style-type: none"> Marginally earlier than <i>Langrick F1</i>, maturing in early December to late February, 140-160 days Very uniform, deeply-savoyed, dark green and compact Very good tolerance to leaf damage from frost or cold Medium resistance to <i>Xanthomonas</i> 	
14-712 F1 NEW <i>Mid-season savoy cabbage</i> <ul style="list-style-type: none"> Good vigour Short inner leaves Dark green and deeply savoyed Harvest November to late December, 130-150 days 	
JASPIS F1 <i>Mid-season savoy cabbage</i> <ul style="list-style-type: none"> Compact type with improved <i>Xanthomonas</i> resistance Short inner leaves and flat-round shape Deeply savoyed, dark green leaves Harvest late October to late December, 120-130 days 	
TRAVIATA F1 <i>Autumn / winter savoy cabbage</i> <ul style="list-style-type: none"> Uniform, round heads with excellent density Winter hardy with long field-standing ability Heads do not become too large Harvest early October to late February; 135-145 days 	



BLOCK 5 (Continued)

Savoy Cabbage - Planted: 6th July 2021, Spacing 24'' x 15''

DESCRIPTION	NOTES
<p>CAPRICCIO F1 <i>Autumn savoy</i></p> <ul style="list-style-type: none"> Very early medium-framed variety noted for its leaf health Dark green, medium-savoyed, round 0.8-1.2 kg heads Good field-holding potential from this market leader August to October cropping; 101-108 days 	
<p>SERPENTINE F1 <i>Early savoy cabbage</i></p> <ul style="list-style-type: none"> Short-leaved with flat-round heads that are easy to bag Improved level of <i>Xanthomonas</i> resistance Bright green medium to large heads Late July to late September, 90-110 days 	
<p>CABBICE F1 <i>Green cabbage</i></p> <ul style="list-style-type: none"> Round, pale green, 2.0-3.0kg <i>Primo</i> type Very mild, sweet taste ideal for shredding for salads Thick, crunchy leaves Maturity around 90-100 days 	
<p>VIVALDI F1 <i>Green cabbage</i></p> <ul style="list-style-type: none"> Round, pale green, 1.0-2.0kg <i>Primo</i> type Early Dutch white 1.0kg heads from October sowing Smooth, white internal structure Maturity around 85 days from October sowing 	
<p>17-1856 F1 NEW <i>Green cabbage</i></p> <ul style="list-style-type: none"> New <i>Vilvaldi F1</i> type Round, pale green, 1.0-2.0 kg <i>Primo</i> type Seen for the first time in the UK this year 	

BLOCK 6

Leeks - Planted: 18th May 2021, Spacing 24'' x 15''

DESCRIPTION	NOTES
<p>AUTORA F1 <i>Early autumn to early winter leek</i></p> <ul style="list-style-type: none"> ▪ Very uniform and bulb-free ▪ Good peeling for quick cleaning ▪ Consistent performance over recent seasons ▪ Suitable for all soil types ▪ Intermediate against rust ▪ End of October to end of January 	
<p>STROMBOLI F1 <i>Mid to late winter leek</i></p> <ul style="list-style-type: none"> ▪ Very uniform with erect flag ▪ Flexible leaves, reducing mechanical damage to crop ▪ Good peeling for quick cleaning ▪ Good cold tolerance ▪ Dark colour ▪ January to end of March 	

Broccoli - Planted: 27th July 2021, Spacing 24'' x 15''

DESCRIPTION	NOTES
<p>BABILON F1 (CLX3572)</p> <ul style="list-style-type: none"> ▪ Autumn type suitable for harvest September onwards ▪ High tolerance to wet-rot ▪ Good tolerance to downy mildew ▪ Firm, domed heads 	