















BLOCK 5

Cauliflowers – Planted: 21st July, Spacing 24''x 20''

VARIETY	NOTES
BODILIS F1 <i>Autumn cauliflower</i> <ul style="list-style-type: none"> ▪ Good vigour and outstanding curd colour and firmness ▪ Very deep, heavy curds with good cover ▪ Strong leaves with high resistance to diseases ▪ For mid to late October, 90-110 days 	
BORIS F1 <i>Summer and early autumn cauliflower</i> <ul style="list-style-type: none"> ▪ Excellent vigour for a range of soil types ▪ Compact base and upright leaves make it easy to pack ▪ Good field-holding ▪ 80-90 days (spring sown); 95-105 days (October sown) 	
SEOUL F1 <i>Summer and autumn cauliflower</i> <ul style="list-style-type: none"> ▪ Healthy variety with very white, dense curds ▪ Best on fertile soils ▪ High yield of compact, heavy florets ▪ Maturity 75-85 days 	
TIRZA F1 <i>Summer and autumn cauliflower</i> <ul style="list-style-type: none"> ▪ Easy to harvest ▪ Good tolerance to curd hairiness in high temperatures ▪ Ideal for small, eight-per-tray heads ▪ Maturity 75 days 	
10-1394 F1 NEW <i>Summer and autumn variety</i> <ul style="list-style-type: none"> ▪ Similar timing to <i>Boris F1</i>, around 85 days ▪ Good curd density ▪ For facepack and processing ▪ Good tolerance to tipburn 	
AL 9223 F1 NEW <i>Summer and autumn variety</i> <ul style="list-style-type: none"> ▪ New 95-day variety seen for the first time in the UK ▪ Good curd density for facepack and processing use 	
DIWAN F1 <i>Early winter cauliflower</i> <ul style="list-style-type: none"> ▪ Strong and vigorous for end of November to December ▪ Impressive upright, clean plant structure ▪ Solid dense curds with good cover and cold tolerance ▪ Between <i>Navalo F1</i> and <i>Triumphant F1</i>, around 140 days 	





BLOCK 5 (Continued)

Cauliflowers – Planted: 21st July, Spacing 24''x 20''


VARIETY	NOTES
NAVALO F1 <i>Autumn cauliflower</i> <ul style="list-style-type: none"> ▪ Erect habit ▪ Cold tolerant cover, but with clear curd visibility ▪ Produces high quality facepack curds ▪ 125-132 day 	
NARUTO F1 <i>Autumn cauliflower</i> <ul style="list-style-type: none"> ▪ For late October to November ▪ Very clean upright foliage, easy to harvest and bag ▪ High quality, and dense, well-tucked curds ▪ 115-125 days 	
MERINOS F1 (CLX33713) NEW <i>Autumn cauliflower</i> <ul style="list-style-type: none"> ▪ Very good plant habit ▪ Vigorous and clean foliage ▪ Dense white curds ▪ 90-120 days, maturing before <i>Naruto F1</i> 	
CHASSIRON F1 <i>Spring, summer and early autumn cauliflower</i> <ul style="list-style-type: none"> ▪ Medium-tall vigorous, semi-erect; very clean, tidy plants ▪ Fully flexible from June to October for fresh market ▪ Good cover and white, heavy, well-rounded curds ▪ Easy to cut and bag; maturity 85-95 days 	
CANOPUS F1 <i>Summer and early autumn cauliflower</i> <ul style="list-style-type: none"> ▪ Very firm, medium sized curds with compact florets ▪ Maintains curd quality in summer ▪ Uniformity and habit for easy harvest ▪ Maturity 90-95 days 	
SKIPPER F1 (CLX33716) NEW <i>Summer and early autumn cauliflower</i> <ul style="list-style-type: none"> ▪ Vigorous healthy plant ▪ Excellent clasping curd cover ▪ Good white dense curds ▪ Maturity 80-90 day 	
HMC33926 F1 NEW <i>Summer and early autumn cauliflower</i> <ul style="list-style-type: none"> ▪ Good level of clasping cover retaining curd colour ▪ Very upright and vigorous foliage ▪ Easy to cut and bag ▪ Maturity 75-90 day 	

BLOCK 5 (Continued)

Cauliflowers – Planted: 21st July, Spacing 24''x 20''




VARIETY	NOTES
HMC33919 F1 NEW <i>Orange Romanesco Cauliflower</i> <ul style="list-style-type: none"> ▪ Vigorous, healthy foliage ▪ Bright orange, turreted curds ▪ Good against mildew ▪ Maturity 110-120 days 	
TULLIO F1 <i>Romanesco Cauliflower</i> <ul style="list-style-type: none"> ▪ Very uniform at harvest ▪ Healthy foliage and good against mildew ▪ Nice symmetrical turreted shape ▪ 105-115 days 	
CORNELIO F1 <i>Romanesco Cauliflower</i> <ul style="list-style-type: none"> ▪ Compact and easy to harvest ▪ Healthy foliage and good against mildew ▪ Light to mid-green colour, narrow turreted curd ▪ 90-100 days 	
MALACHITE F1 (HMC33838) NEW <i>Green Cauliflower</i> <ul style="list-style-type: none"> ▪ Very uniform maturity ▪ Long field-standing ▪ Semi erect plants, smooth light-green, bract-free heads ▪ September to October harvest; 70-day maturity 	

Broccoli – Planted: 21st July, Spacing 24''x 20''

VARIETY	NOTES
BABILON (CLX3572 F1) NEW <ul style="list-style-type: none"> ▪ Autumn type, suitable for harvest September onwards ▪ High tolerance to wet-rot ▪ Good tolerance to downy mildew ▪ Firm, domed heads 	














BLOCK 5 (Continued)

Spring Greens – Planted: 4th August

VARIETY	NOTES
<p>SUMMERJEWEL F1 <i>Summer and autumn greens</i></p> <ul style="list-style-type: none"> ▪ Hybrid with very compact 250g heads for easy bagging ▪ Remains leafy and is slow to heart ▪ Smooth, dark green leaves and neat, non-stalky base ▪ Exceptional uniformity gives high marketable yield 	
<p>WINTERJEWEL F1 <i>Overwinter greens</i></p> <ul style="list-style-type: none"> ▪ Compact hybrid, slow to heart ▪ Exceptional uniformity with good basal quality ▪ Smooth, evenly sized, dark green leaves of high quality ▪ Ideal for successive sowings throughout the year 	
<p>WINTERGREEN <i>Winter greens selection</i></p> <ul style="list-style-type: none"> ▪ High quality OP selection ideal for January to March ▪ Excellent tolerance to cold and tipburn ▪ Vigorous and reliable ▪ Good bolting tolerance 	





BLOCK 4

Cauliflowers – Planted: 14th July, Spacing 24''x 20''


VARIETY		NOTES
BODILIS F1 <i>Autumn cauliflower</i>		
BORIS F1 <i>Summer and early autumn cauliflower</i>		
SEOUL F1 <i>Summer and autumn cauliflower</i>		
TIRZA F1 <i>Summer and autumn cauliflower</i>		
10-1394 F1 <i>Summer and autumn cauliflower</i>	NEW	
AL 9223 <i>Summer and autumn cauliflower</i>	NEW	
DIWAN F1 <i>Early winter cauliflower</i>		
NAVALO F1 <i>Autumn cauliflower</i>		
NARUTO F1 <i>Autumn cauliflower</i>		
MERINOS F1 (CLX33713) <i>Autumn cauliflower</i>	NEW	
CHASSIRON F1 <i>Spring, summer and early autumn cauliflower</i>		
CANOPUS F1 <i>Summer and early autumn cauliflower</i>		
SKIPPER F1 (CLX 33716) <i>Summer and early autumn cauliflower</i>	NEW	
HMC33926 F1 <i>Summer and early autumn cauliflower</i>	NEW	

BLOCK 4 (Continued)



Cauliflowers – Planted: 14th July, Spacing 24''x 20''

VARIETY	NOTES
HMC 33919 F1 <i>Orange Romanesco cauliflower</i> NEW	
TULLIO F1 <i>Romanesco cauliflower</i>	
CORNELIO F1 <i>Romanesco cauliflower</i>	
MALACHITE F1 (HMC33838) <i>Green cauliflower</i> NEW	

Cavolo Nero – Planted: 14th July, Spacing 24''x 20''
















VARIETY	NOTES
YUROK F1 <i>Hybrid cavolo nero black cabbage</i> <ul style="list-style-type: none"> ▪ Compact plants with shorter, well-blistered leaves ▪ Very uniform dark green leaves ▪ Summer, autumn and early winter production ▪ Maturity approximately 70 days 	

Cauliflowers – Planted: 14th July, Spacing 24''x 20''

VARIETY	NOTES
BORIS F1 <i>Summer and early autumn cauliflower</i>	
MERINOS F1 (CLX33713) <i>Autumn cauliflower</i> NEW	

BLOCK 3






Cauliflowers – Planted: 7th July, Spacing 24''x 20''

VARIETY		NOTES
BODILIS F1 <i>Autumn cauliflower</i>		
BORIS F1 <i>Summer and early autumn cauliflower</i>		
SEOUL F1 <i>Summer and autumn cauliflower</i>		
TIRZA F1 <i>Summer and autumn cauliflower</i>		
10-1394 F1 <i>Summer and autumn cauliflower</i>	NEW	
AL 9223 <i>Summer and autumn cauliflower</i>	NEW	
DIWAN F1 <i>Early winter cauliflower</i>		
NAVALO F1 <i>Autumn cauliflower</i>		
NARUTO F1 <i>Autumn cauliflower</i>		
MERINOS F1 (CLX33713) <i>Autumn cauliflower</i>	NEW	
CHASSIRON F1 <i>Spring, summer and early autumn cauliflower</i>		
CANOPUS F1 <i>Summer and early autumn cauliflower</i>		
SKIPPER F1 (CLX 33716) <i>Summer and early autumn cauliflower</i>	NEW	
HMC33926 F1 <i>Summer and early autumn cauliflower</i>	NEW	
HMC 33919 F1 Orange Romanesco	NEW	
TULLIO F1 <i>Romanesco Cauliflower</i>		
CORNELIO F1 <i>Romanesco Cauliflower</i>		


BLOCK 3 (Continued)

Cauliflowers – Planted: 7th July, Spacing 24''x 20''

Cabbages – Planted: 7th July 2020







VARIETY	NOTES
SERPENTINE F1 <i>Early savoy cabbage</i> <ul style="list-style-type: none"> ▪ Short-leaved with flat-round heads that are easy to bag ▪ Improved level of <i>Xanthomonas</i> resistance ▪ Bright green medium to large heads ▪ Late July to late September, 90-110 days 	
CABBICE F1 <i>Green cabbage</i> <ul style="list-style-type: none"> ▪ Round, pale green, 2-3kg Primo type ▪ Very mild, sweet taste ideal for shredding for salads ▪ Thick, crunchy leaves ▪ Maturity around 90-100 days 	
VIVALDI F1 <i>Green cabbage</i> <ul style="list-style-type: none"> ▪ Round, pale green, 1-2kg Primo type ▪ Early Dutch white 1kg heads from October sowing ▪ Smooth, white internal structure ▪ Maturity around 85 days from October sowing 	
ROMANOV F1 <i>Early red cabbage</i> <ul style="list-style-type: none"> ▪ Suitable density and shape for baby red production ▪ Strong internal colour with short core ▪ Good field-holding and tolerance to tipburn ▪ Mid-July to early autumn, 80-90 days 	
YUROK F1 <i>Hybrid cavolo nero black cabbage</i>	

Cauliflowers – Planted: 7th July, Spacing 24''x 20''

VARIETY	NOTES
MERINOS F1 (CLX33713) NEW <i>Autumn cauliflower</i>	








BLOCK 2

Broccoli – Planted: 21st July, Spacing 24” rows

VARIETY	NOTES
KIMONO F1 <i>Early summer broccoli</i> <ul style="list-style-type: none"> ▪ First-early variety, 5 days before <i>Tinman F1</i> ▪ Suitable for autumn sowing ▪ Highly uniform, easy to harvest and very good stem quality ▪ Large, dark green heads with good density and weight 	
IRONMAN F1 <i>Control Variety</i>	CONTROL
HMC35191 F1 (HYB7194) <i>NEW</i> <ul style="list-style-type: none"> ▪ Early <i>Ironman F1</i> type, seen in the UK for first time this autumn 	
HMC35192 F1 (HYB7138) <i>NEW</i> <ul style="list-style-type: none"> ▪ Early <i>Ironman F1</i> type ▪ Firm domed heads ▪ Excellent uniformity ▪ Easy to trim 	
HYB7752 F1 <i>NEW</i> <ul style="list-style-type: none"> ▪ Vigorous and uniform ▪ Domed heads with tight beads ▪ Easy to trim stems 	
HYB7485 F1 <i>NEW</i> <ul style="list-style-type: none"> ▪ Summer <i>Ironman F1</i> type, seen in the UK for the first time this autumn 	
BABILON F1 (CLX3572) <i>NEW</i> <ul style="list-style-type: none"> ▪ Autumn type ▪ High tolerance to wet-rot ▪ Good tolerance to downy mildew ▪ Firm, domed heads 	



BLOCK 2 (Continued)

Broccoli – Planted: 21st July, Spacing 24” rows









VARIETY	NOTES
CLX35984 F1 <i>Stem broccoli - Calebrini®</i> <ul style="list-style-type: none"> ▪ Mid-summer to late autumn ▪ Very productive with medium-firm heads ▪ Long secondary spears 	
CLX35985 F1 <i>Stem broccoli - Calebrini®</i> <ul style="list-style-type: none"> ▪ Mid-summer to late autumn ▪ Very productive with medium-firm heads ▪ Uniform flush of secondary shoots ▪ Excellent eating quality 	
HIRZIA F1 <i>Green sprouting broccoli (similar to Stemia F1)</i> <ul style="list-style-type: none"> ▪ Long-branched, flat heads for tips or short spears ▪ Reduces labour costs ▪ Side shoots can be used as traditional sprouting broccoli ▪ Excellent taste and retains colour after cooking 	
PURPLE RAIN F1 (CBP 2902) <i>Purple sprouting broccoli</i> <ul style="list-style-type: none"> ▪ Purple Cape type ▪ Long-branched, flat heads for tips or short spears ▪ Reduced harvest costs ▪ Primary heads can be used as florets for processing 	
15-1028 F1 <i>Pointed cabbage</i> <ul style="list-style-type: none"> ▪ Early type for the start of the UK season ▪ Around two weeks earlier to mature than <i>Regency F1</i> ▪ Good uniformity ▪ Excellent taste 	
REGENCY F1 <i>Pointed cabbage</i> <ul style="list-style-type: none"> ▪ Very uniform, compact 400-500g hearts ▪ Excellent colour, flavour and shelf-life ▪ Healthy base and good field-holding ▪ Suitable for use as greens when young 	
DUTCHMAN F1 <i>Pointed cabbage</i> <ul style="list-style-type: none"> ▪ Slightly taller and later than <i>Regency F1</i> ▪ Improved uniformity gives a high marketable yield ▪ Narrower base makes it ideal for baby pointed cabbage ▪ Very mild, sweet flavour 	

BLOCK 2 (Continued)

Broccoli and Pointed Cabbage – Planted: 21st July, Spacing 24'' rows

VARIETY	NOTES
15-1023 F1 <i>Pointed cabbage</i> <ul style="list-style-type: none"> ▪ Small <i>Regency F1</i> type with very good uniformity ▪ Around one week later to mature than <i>Regency F1</i> ▪ Excellent colour pointed shape ▪ Good resistance to disease 	
MONARCHY F1 <i>Pointed cabbage</i> <ul style="list-style-type: none"> ▪ 500g hearts for UK season into late autumn harvest ▪ About two weeks slower to heart than <i>Regency F1</i> ▪ Improved resistance to <i>Xanthomonas</i> ▪ Good field-holding 	

Broccoli – Planted: 28th July, Spacing 24'' rows

VARIETY	NOTES
KIMONO F1 <i>Early summer broccoli</i>	
IRONMAN F1 <i>Control Variety</i>	CONTROL
HMC35191 F1 (HYB7194) NEW <i>Early Ironman F1 type</i>	
HMC35192 F1 (HYB7138) NEW <i>Early Ironman F1 type</i>	
HYB7752 F1 NEW <i>Ironman F1 type</i>	
HYB7485 F1 NEW <i>Summer Ironman F1 type</i>	
BABILON F1 (CLX3572) NEW <i>Autumn type</i>	
CLX35984 F1 <i>Stem broccoli - Calebrini®</i>	
CLX35985 F1 <i>Stem broccoli - Calebrini®</i>	

BLOCK 2 (Continued)

Broccoli – Planted: 28th July, Spacing 24'' rows




VARIETY	NOTES
HIRZIA F1 <i>Green sprouting broccoli</i>	<i>Hazera</i>
PURPLE RAIN F1 (CBP 2902) <i>Purple sprouting broccoli</i>	<i>Hazera</i>

Pointed Cabbage – Planted: 4th August, Spacing 24'' rows




VARIETY	NOTES
15-1028 F1 <i>Pointed cabbage</i>	<i>Hazera</i>
REGENCY F1 <i>Pointed cabbage</i>	<i>Hazera</i>
DUTCHMAN F1 <i>Pointed cabbage</i>	<i>Hazera</i>
15-1023 F1 <i>Pointed cabbage</i>	<i>Hazera</i>
MONARCHY F1 <i>Pointed cabbage</i>	<i>Hazera</i>

BLOCK 1

White cabbage – Planted: 5th May







VARIETY	NOTES
17-1494 F1 <i>Large heading white cabbage</i> <ul style="list-style-type: none"> ▪ Lucas F1 type for long-term storage ▪ Good internal structure for coleslaw production ▪ Good resistance to thrips (oedema) and Phytophthora storage rot. ▪ 140-day production 	
LUCAS F1 <i>Late white processing cabbage</i> <ul style="list-style-type: none"> ▪ Large heading variety for processing ▪ Excellent internal structure for coleslaw ▪ Good resistance to thrips (oedema) ▪ 135-day production with long-term storage potential 	
ROZERA F1 <i>Late season red cabbage</i> <ul style="list-style-type: none"> ▪ Large heading variety ▪ Improved medium-term storage ▪ Good internal structure and colour ▪ 140-day production 	

White cabbage – Planted: 19th May

VARIETY	NOTES
ROVITE F1 <i>Mid-season large red cabbage</i> <ul style="list-style-type: none"> ▪ Versatile for high-density 1kg, or low-density 3-4kg heads ▪ Good field-holding and resistance to tipburn ▪ Vigorous habit and dense early heads ▪ 120-day production cycle 	
ATTRACTION F1 <i>Mid-early white cabbage</i> <ul style="list-style-type: none"> ▪ Uniform heads for 1kg or 3-4kg coleslaw production ▪ Excellent internal structure and taste ▪ Very vigorous with low susceptibility to early frost ▪ 115-day production cycle 	
RAMENOS F1 <i>Small to medium white cabbage</i> <ul style="list-style-type: none"> ▪ Combines early maturity with very long-term storage ▪ Good plant vigour for use on less fertile soils ▪ Excellent resistance to thrips (oedema) ▪ 135-day production cycle 	







BLOCK 1 (Continued)

White cabbage – Planted: 19th May, Spacing 24''x 13''

VARIETY	NOTES
<p>17-1733 F1 <i>Small heading white cabbage</i></p> <ul style="list-style-type: none"> Combines early maturity with very long-term storage Good plant vigour for use on less fertile soils Excellent resistance to thrips (oedema) 135-day production cycle 	
<p>GILSON F1 <i>Small heading white cabbage</i></p> <ul style="list-style-type: none"> Good vigour for use on a wide range of soil types Good internal colour and field-holding Outer leaves are easily removed after storage Late September to mid-October harvest, 135 days 	
<p>BISON F1 <i>Late white cabbage</i></p> <ul style="list-style-type: none"> For small 1kg head pre-pack market Slow growing, performs best planted by early May Very long-term storage potential Early October maturity, 143 days 	
<p>GUARD F1 <i>Small white compact storage</i></p> <ul style="list-style-type: none"> Compact frame and head size for high density cropping Good tolerance to mildew; long storage potential Heads are 1.2-1.6kg and can be much heavier Harvest October to November; 138-143 days 	
<p>REDCAP F1 <i>Red cabbage</i></p> <ul style="list-style-type: none"> Very early variety for the fresh market Short stalk and core; compact 1.0-1.5kg round heads Healthy foliage and good field-holding 90-110 days; July production possible 	
<p>REDGUARD F1 <i>Red cabbage</i></p> <ul style="list-style-type: none"> Medium heads 1.2-1.8kg, depending on spacing Very round heads, deep red colour Long storage potential Relatively late variety; 130-140 days 	

BLOCK 1 (Continued)

Savoy Cabbage - Planted: 5th June, Spacing 24''x 15''

VARIETY	NOTES
TOURMALINE F1 <i>Late savoy cabbage</i> <ul style="list-style-type: none"> Uniform, compact dark green heads Good tolerance to cold and bolting Medium to high level of <i>Xanthomonas</i> resistance Harvest early December to late March, 150-180 days 	
LANGRICK F1 <i>Late savoy cabbage</i> <ul style="list-style-type: none"> Marginally later than <i>Wyberton F1</i>, maturing in early December to end of February harvest, 160-170 days. Compact dark green, deeply savoyed heads. Very good tolerance to leaf damage from frost or cold Medium resistance to <i>Xanthomonas</i> 	
WYBERTON F1 <i>Mid to late savoy cabbage</i> <ul style="list-style-type: none"> Marginally earlier than <i>Langrick F1</i>, maturing in early December to late February; 140-160 days. Very uniform, deeply-savoyed, dark green, compact heads Very good tolerance to leaf damage from frost or cold Medium resistance to <i>Xanthomonas</i> 	
14-712 F1 NEW <i>Mid-season savoy cabbage</i> <ul style="list-style-type: none"> Good vigour Short inner leaves. Dark green and deeply savoyed Harvest November to late December, 130-150 days 	
JASPIS F1 <i>Mid-season savoy cabbage</i> <ul style="list-style-type: none"> Compact type with improved <i>Xanthomonas</i> resistance Short inner leaves and flat-round shape Deeply savoyed, dark green leaves Harvest late October to late December, 120-130 days 	
TRAVIATA F1 <i>Autumn / winter savoy cabbage</i> <ul style="list-style-type: none"> Uniform, round heads with excellent density Winter hardy with long field-standing ability Heads do not become too large Harvest early October to late February; 135-145 days 	
CAPRICCIO F1 <i>Autumn savoy</i> <ul style="list-style-type: none"> Very early medium-framed variety noted for its leaf health Dark green, medium-savoyed, round 0.8kg-1.2kg heads Good field-holding potential from this market leader August to October cropping; 101-108 days 	